



Christleton Primary School


welcome



A Warm Welcome to Christleton Primary School!

On behalf of everyone at Christleton Primary School, we're delighted to welcome you and your child to the beginning of an exciting new chapter.

This year will be filled with wonderful experiences, new friendships, joyful discoveries, and important first steps in learning to read and write.




As teachers and parents, we have the special opportunity to work together to create a supportive and inspiring environment. Our shared goal is that, by the end of the school year, your child will feel confident both socially and academically, and will carry with them a love for learning that lasts a lifetime.

We're so pleased to have you with us and look forward to an amazing year ahead!


Welcome

What we will cover

- Teaching and learning in the Foundation Stage.
- Ways you may help your child to get ready for school.
- School uniform.
- School dinners.
- Snack time.
- Transition Arrangements (How to help your child).



At Christleton Primary, we're proud to offer an inspiring and creative curriculum that encourages our children to explore, discover, and develop a lifelong love of learning.



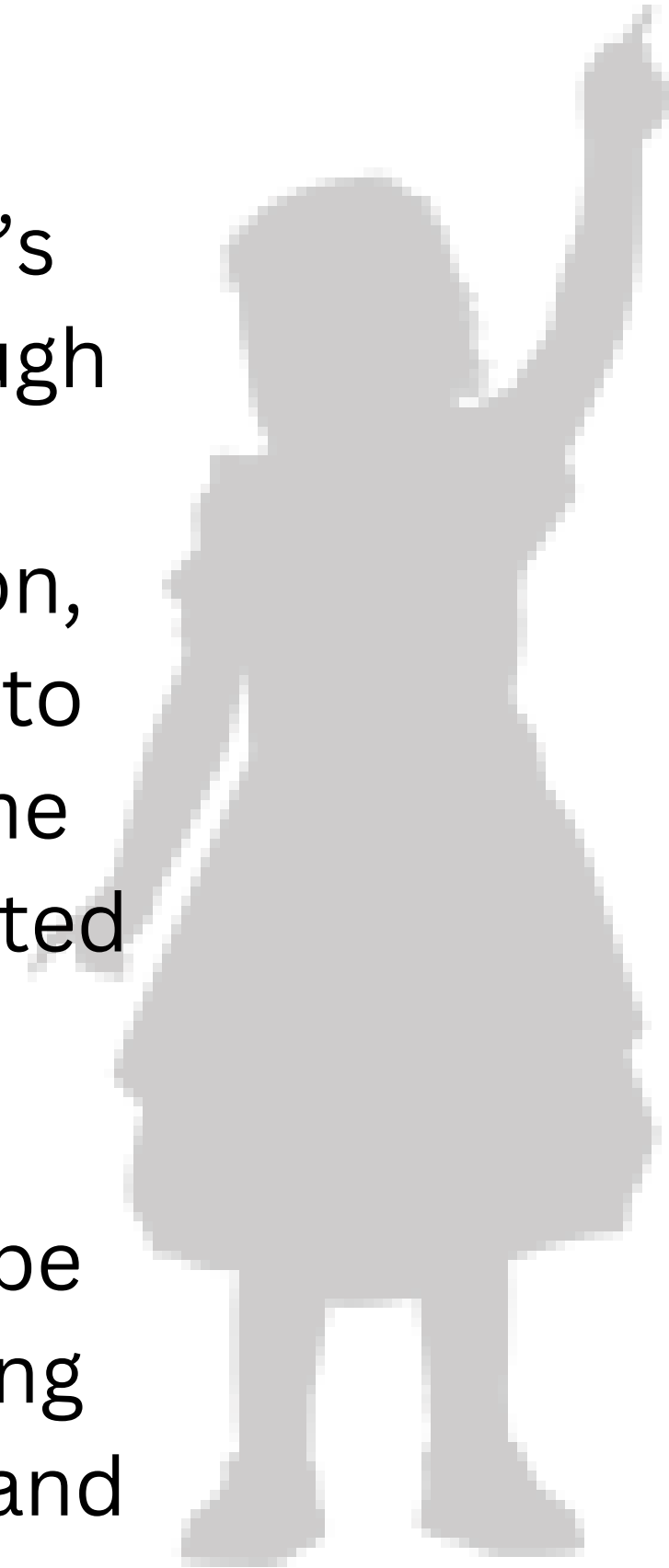
We hope the video below gives you a sense of the warm, caring ethos that makes our school such a special place to grow and learn.

What is the Foundation Stage?

The Foundation Stage marks the beginning of your child's learning journey, starting in Nursery and continuing through to Reception.

At this stage, children learn best through play, exploration, and active engagement. Our approach encourages them to take part in a variety of fun and hands-on activities—some led by adults, others guided with support, and many initiated by the children themselves.

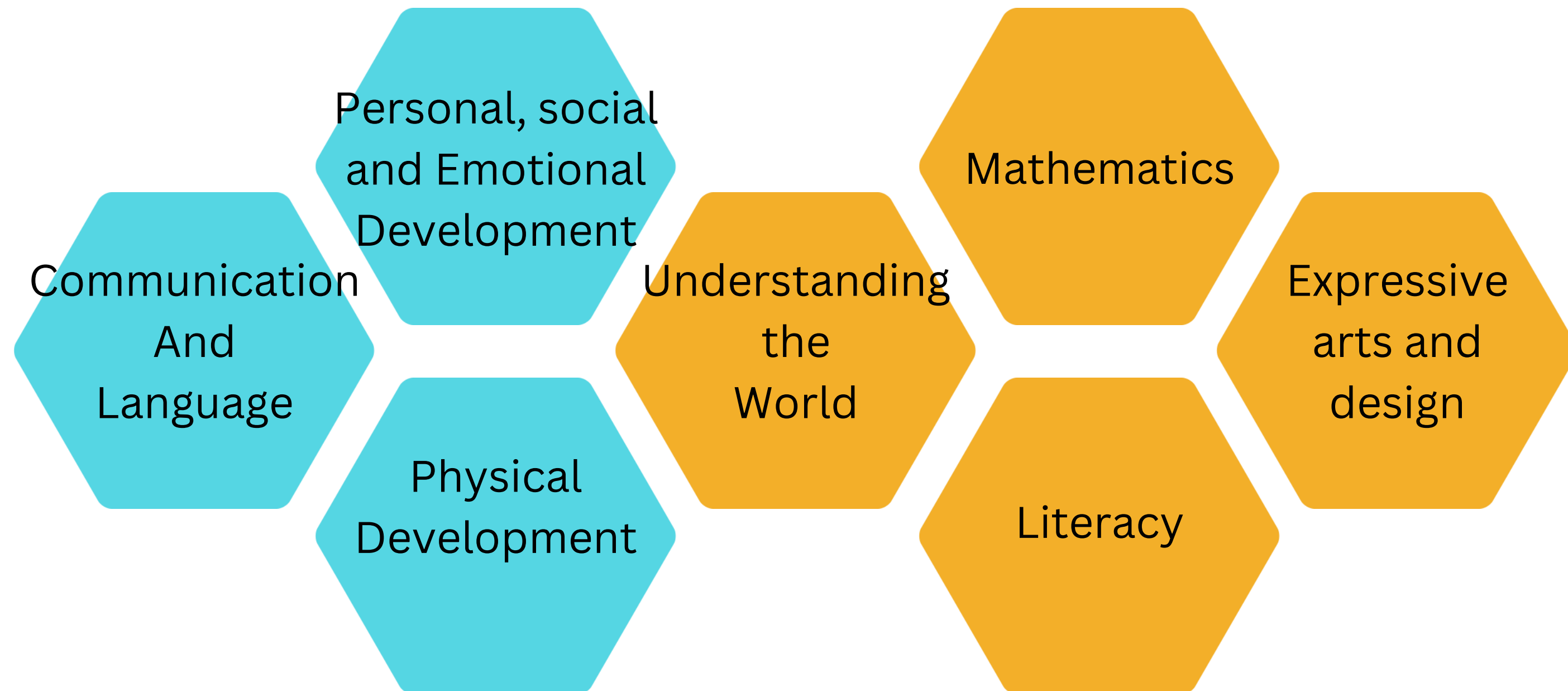
We follow the Early Years Foundation Stage (EYFS) Framework, which sets out how and what your child will be learning. The framework is designed to be flexible, allowing us to tailor experiences to suit each child's unique needs and interests, helping them grow with confidence and curiosity.



The Areas of Learning and Development

Prime areas (blue) begin to develop quickly in response to relationships and experiences.

Specific Areas (orange) grow out of the prime areas and provide a context for learning



Long-term planning

Statement of intent					
We believe that our Early Years Foundation stage is crucial for developing firm foundations to be built upon throughout the school journey and beyond. It is our intent that children who enter our EYFS develop physically, verbally, emotionally, creatively, intellectually and spiritually whilst embedding a positive attitude to school and learning in order for each child to achieve their full potential. We set high expectations throughout all areas of school life and beyond. Our motto is introduced in our reception class... 'Be the best you can be'. This motto is embedded in all aspects of children's lives, as they become lifelong learners in an environment of acceptance and support. We believe that all children deserve to be valued as individuals and we are passionate in supporting children achieve their full, unique potential.					
Overview					
Possible Themes	Autumn 1	Autumn 2	Spring 1	Spring 2	Summer 1
Key Texts	Marvellous Me	Autumn Space Christmas	Things that Move People Who Help Us	People Who Help Us	Our Wonderful World Traditional Tales
Other text	Gingerbread Man	Star in the Jar	Something Else Naughty Bus Big book of cuddles Giraffe's Can't Dance Elmer You Be You The Queens Handbag That's Not my Hat A Walk in London	Supertato Juniper Jupiter Different Supertato books There's A Superhero in Your Book Superheroes Don't Get Scared Ten Little Superheroes Traction Man Super Daisy Superworm	Silly Doggy Little Red Little Red Riding Hood Red Riding Hood Was Rotten Little Red Riding Hood and the Sweet Little Wolf
Poetry	Only One You You Choose What I like about me Let's make faces The Three Billy Goats Gruff The Three Little Pigs	Star in the Jar Aliens Love Underpants Whatever next Spaceman Bob Look Up There's An Alien in Your Book The Darkest Dark	Remember, Remember the 5 th November I have a Little Poppy. Zim Zam Zoom	Dragon Dance Song Snow Flake, Snow Flake I'm A Snowflake Snowball I'm a Little Snowman Five Little Snowmen	Meercat Mail Baby Koala Diary of a Wombat Possum Magic Clever Sticks Suki's Kimono Brining the Rain to Kapiti Plain For You Are a Kenyan Child Mama Panya's Pancakes
	All About Me by Jessica McDonald Autumn Leaves are Falling Down Twinkl Bendy Man		Down at the Station A Sailor Went to Sea The Big Ship Five Little Firemen The Wheels on the Bus if I was a Superhero	Little Red Summer Summer Summertime	10 Little Lady Bugs Caterpillar Garden

Communication and Language			
Listening and understanding		Summer	
To listen to my teachers and friends and follow instructions. To listen to traditional stories and stories that familiar to me recalling the main event.	Spring	To listen to my teachers and friends and follow more complex instructions. To listen carefully to stories, retain what has been heard and recall the key points with some exact repetition and offering my opinion on what I have heard.	
	To listen to my teachers and friends and follow a series of simple instructions. To listen carefully to stories and retain what has been heard and recall the key points.		
Speaking			
Autumn		Summer	
To understand and answer how and why questions. To ask simple questions to my friends and adults. To engage in conversations with adults and peers and begin to communicate more confidently.	Spring	To confidently use new vocabulary throughout the day in the correct context. To use talk in different ways, in imaginative play, to develop thinking, to collaborate and plan with others and express ideas. Respond to discussions with comments and questions.	
	To begin to use simple connectives to connect one idea or action to another. To use a range of questions when communicating with friends and adults. To communicate confidently with peers and adults and use talk to communicate needs, news, feelings and ideas beginning to use new vocabulary.		

Personal, Social and Emotional Development



This area includes Self-regulation, Managing Self, Building Relationships.

Communication and Language



This area includes Listening Attention and Understanding.

Physical Development



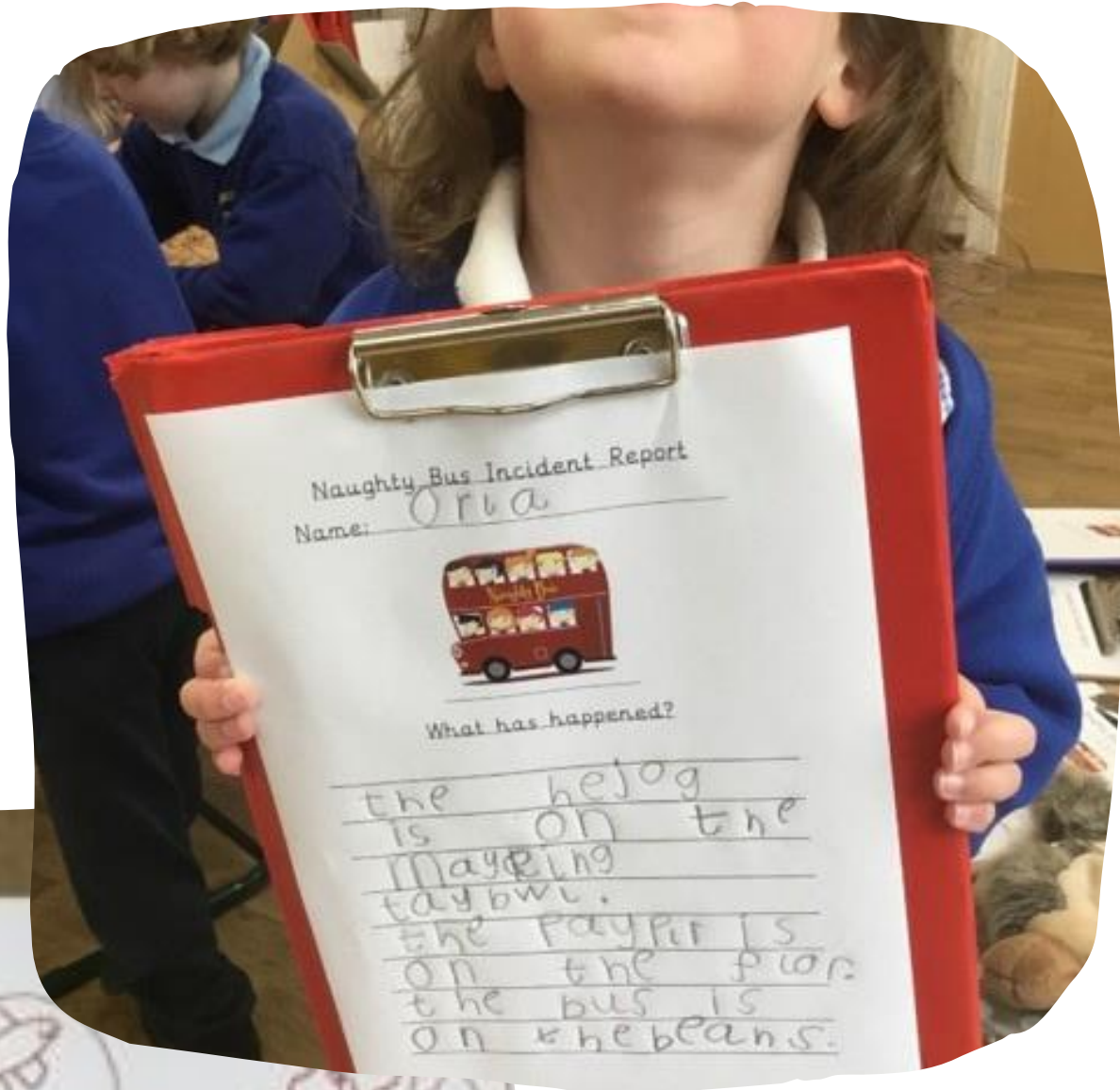
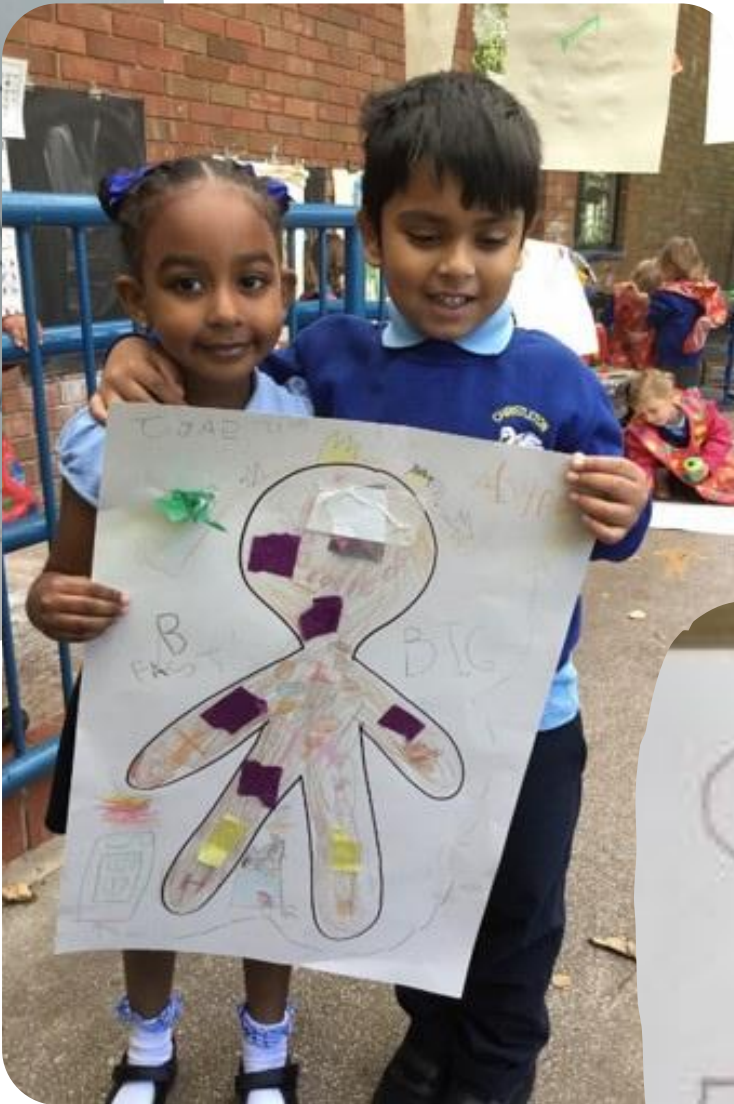
This area includes Gross Motor Skills, Fine Motor Skills.

Word Reading and Comprehension



Writing

a big bus. It drives t
on to chestir all
and it has two wee
-strong. It is
Change Into
-Snappy-bits



Mathematics



Expressive Art and Design



This area includes Creating with Materials, Being Imaginative and Expressive.


Understanding the World



This area includes Past and Present, People, Culture and Communities, The Natural World


Our Learning Environment

In addition to daily phonics and math's sessions, our learning environment is thoughtfully designed to support your child's development across all areas of the curriculum while nurturing their individual interests.




This approach is known as continuous provision, where both child-initiated and adult-initiated activities are available throughout the day. It allows children to explore, investigate, and learn in a way that feels natural and engaging to them, fostering independence and a love of learning.

Bikes and Trikes




A Welcoming Start



This short video gives you a glimpse of how we support and encourage children to come into school independently each morning, helping them start their day with confidence and a smile.

Playtime!



After our phonics session, the children enjoy a healthy snack brought from home, followed by some fun and active outdoor play—an important part of their day to refresh, explore, and socialise.

Ready to Start?

Building Independence and Social Skills

You can help your child feel confident and excited about starting school by encouraging the following skills at home:

- **Talk positively about school** – Build enthusiasm by sharing what a fun and exciting place school will be.
- **Practise getting dressed** – Encourage your child to have a go at putting on their own coat, shoes, and uniform.
- **Use the toilet independently** – Help them build confidence in managing their own personal care.
- **Take turns and share** – Learning to take turns and cope with not always winning is a big step in developing social skills.
- **Ask for help** – Let them know it's okay to speak up when they need something.
- **Keep trying** – Encourage perseverance, even when things feel tricky.
- **Sit and listen** – Practice short moments of listening during stories or conversations.
- **Have a go!** – Support your child in trying new things, even if they're unsure at first.

These early steps go a long way in helping children settle into school life happily and successfully.



SeeSaw





This is one of the ways we share what your child has been learning at school.

We use photographs and videos to observe, celebrate, and assess each child's learning and development.

Parents have access to these observations and can view their child's progress.

You are also encouraged to contribute by adding your own photos, comments, or examples of your child's learning at home. It's a wonderful way to build a strong home-school partnership.

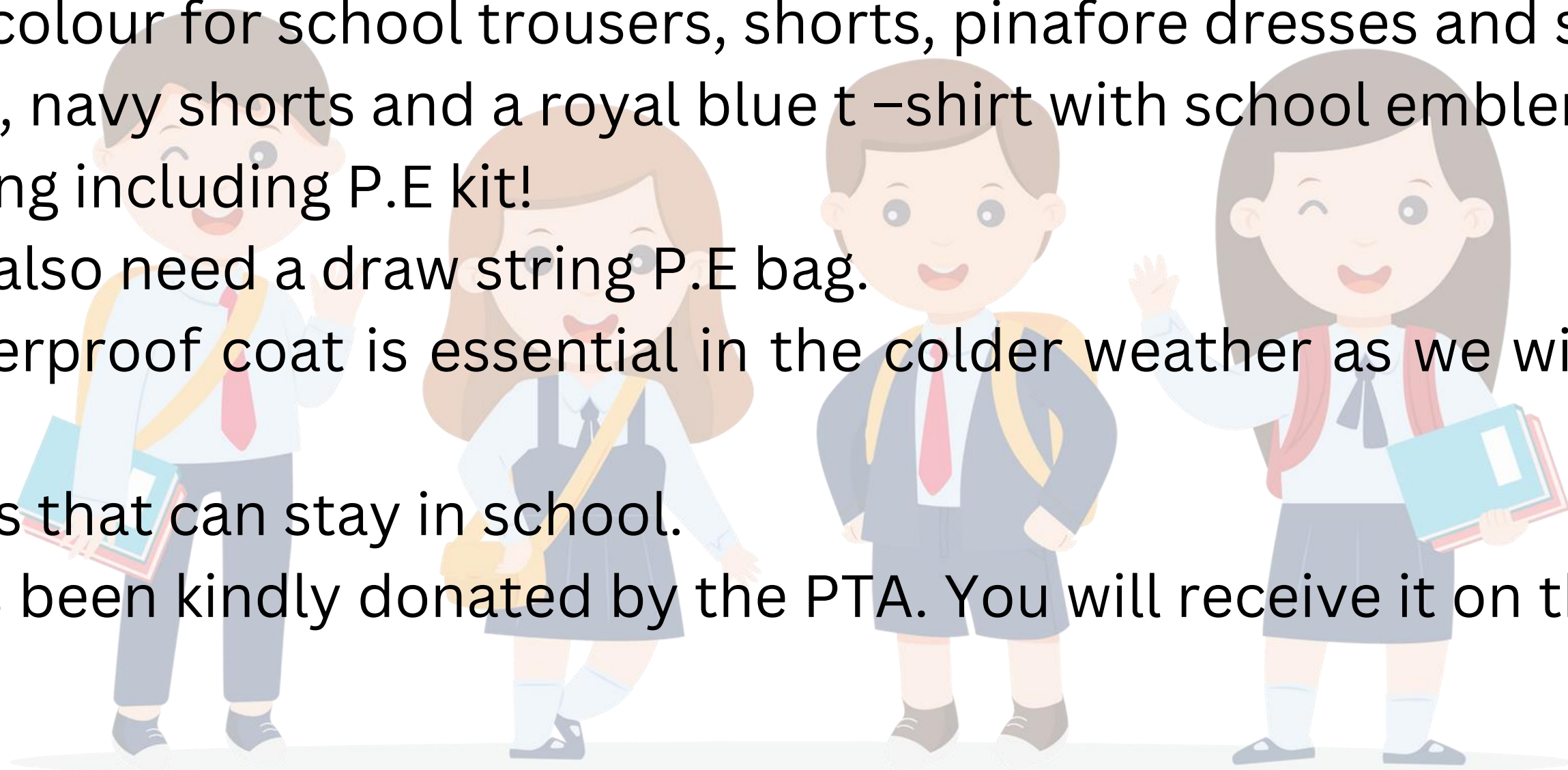


School Uniform

This can be ordered on line at www.myschoolstyle.com

What to wear


- Sky blue polo shirt
- Royal blue sweatshirt /cardigan
- The preferred colour for school trousers, shorts, pinafore dresses and skirts is navy blue.
- P.E. – plimsolls, navy shorts and a royal blue t –shirt with school emblem
- Label all clothing including P.E kit!
- Your child will also need a draw string P.E bag.
- A warm weatherproof coat is essential in the colder weather as we will go outside every day!
- A pair of wellies that can stay in school.
- A book bag has been kindly donated by the PTA. You will receive it on the evening visits to school.



School Lunches

Packed Lunch or Hot Dinners?

- All children from Reception to Year 2 are entitled to a free school meal each day.
- Our school dinners offer healthy choices, with at least two meal options available daily.
- Menus are published on our school website so you can see what's on offer each week.
- Each morning, the class teacher will support children in choosing their meal to help make the process easy and enjoyable.



3-Week Menu

	MONDAY	TUESDAY	WEDNESDAY	THURSDAY	FRIDAY
WEEK 1					
CHOICE 1	 <p>Cheese & Tomato Pizza served with Potato Wedges & or Seasonal Vegetables</p>	 <p>Tomato & Mascarpone Pasta served with Garlic Bread & Seasonal Vegetables</p>	 <p>Roast of the Day served with Roast/Mashed Potatoes, Seasonal Vegetables & Gravy</p>	 <p>Hot BBQ Chicken Wrap served with Vegetable Sticks or Seasonal Vegetables</p>	 <p>Breaded Mozzarella Sticks served with Chips & Peas or Baked Beans</p>
	VEGETARIAN VERSION OF THE ABOVE AVAILABLE DAILY				
CHOICE 2	 <p>Jacket Potato with a Selection of Fillings Served with a Side Salad</p>	 <p>Deli Choice of Breads with a Selection of Fillings Served with a Side Salad</p>	 <p>Jacket Potato with a Selection of Fillings Served with a Side Salad</p>	 <p>Deli Choice of Breads with a Selection of Fillings Served with a Side Salad</p>	 <p>Jacket Potato with a Selection of Fillings Served with a Side Salad</p>
DESSERT	 <p>Ice Cream & Fruit</p>	 <p>Melting Moment</p>	 <p>Lemon Drizzle Cake</p>	 <p>Frozen Fruit Yoghurt</p>	 <p>Chocolate Orange Cookie</p>
	Available every day – Unlimited Salad, Freshly Baked Bread, Fruit Yoghurt, Fresh Fruit Platter & Chilled Water. For allergen information, please ask one of our Catering Team. All the above dishes are subject to availability.				
					
					



yummmmm!

Food and Drink in School

Please send your child to school each day with a **named water bottle filled with fresh water**. A bottle with a sports cap is ideal, as it's easy for children to use independently. They'll have access to their water throughout the day to help them stay hydrated.

Fruit is provided daily, but you are also **welcome to send in one healthy snack** for your child to enjoy during morning break.



Allergy Awareness

We are a nut-aware school, and the safety of all our children is very important to us. Please do not send any snacks or packed lunch items that contain nuts or nut products, as we have children with severe allergies.

We appreciate your support in helping us maintain a safe environment for everyone.



Medical Conditions and Allergies

Please let us know about **any allergies, food intolerances, or medical conditions** your child may have.

This helps us **ensure their safety** and provide the best possible care during the school day.



Starting School In September

We are committed to making your child's transition into school as smooth, positive, and enjoyable as possible. To support this, we take time to get to know each child and help them become comfortable with the school environment. This includes opportunities to meet staff before the September start.

Below, you'll find important information about key dates and events to help your child settle in confidently.

Visiting Current Provision

Our EYFS staff will visit your child's current nursery or preschool to meet them in their familiar setting and speak with their key adults. This helps us understand your child's needs and interests before they join us.



Parent and Child Visit

Once the school day is over and the site is calm, we warmly invite you and your child to visit the school together. This gives your child a chance to explore the environment in a relaxed atmosphere.

Group A = Wednesday 2nd July 16:30-17:00

Group B = Thursday 3rd July 16:30-17:00

Stay and Play Afternoon

We invite half the class at a time to spend a fun and engaging afternoon at school. This gives your child the chance to play, meet new friends, and become familiar with their new classroom.

Please bring your child to the school via the KS2 playground gate, where a member of staff will be there to welcome them.

Group A = Wednesday 9th July 13:30-14:45

Group B = Thursday 10th July 13:30-14:45.

If you have any questions or concerns, please don't hesitate to get in touch—we're here to help every step of the way!

The First Few Weeks

In September, we help children settle in smoothly by dividing the class into two smaller groups of 15. This gentle approach allows each child to feel more comfortable, gives our staff the chance to get to know them individually, and makes those first days less overwhelming.

Below, you'll find the specific times your child is invited to attend school.

Group A

Tuesday 2nd and Wednesday 3rd September –
Mornings 8.50am – 12.30pm
(staying for lunch).

Children to be collected from the school office.

Thursday 4th and Friday 5th September
Afternoons 1:15-3:20pm

Children to be collected from the classroom entrance.

Group B

Tuesday 2nd and Wednesday 3rd September
Afternoons 1:15 – 3:20pm

Children to be collected from the classroom entrance.

Thursday 4th and Friday 5th September
Mornings 8:50am-12:20pm
(staying for lunch).

Children to be collected from the school office.

September onwards all stay in full time. (8.50am-3.20pm)

School doors open at 8:40am



Forms and Permissions



Please return all completed paperwork to the school as soon as possible. We kindly ask for paperwork to be returned by Friday 23rd May, with the final deadline being Friday 13th June.

Completing and returning all forms on time is important, as it helps us plan a smooth and successful transition for your child. We need to have everything in place before your child's Stay and Play sessions.

Thank you for your cooperation!

THANK
YOU!

Thank you for your time.

We'd love to hear any questions you
might have.

